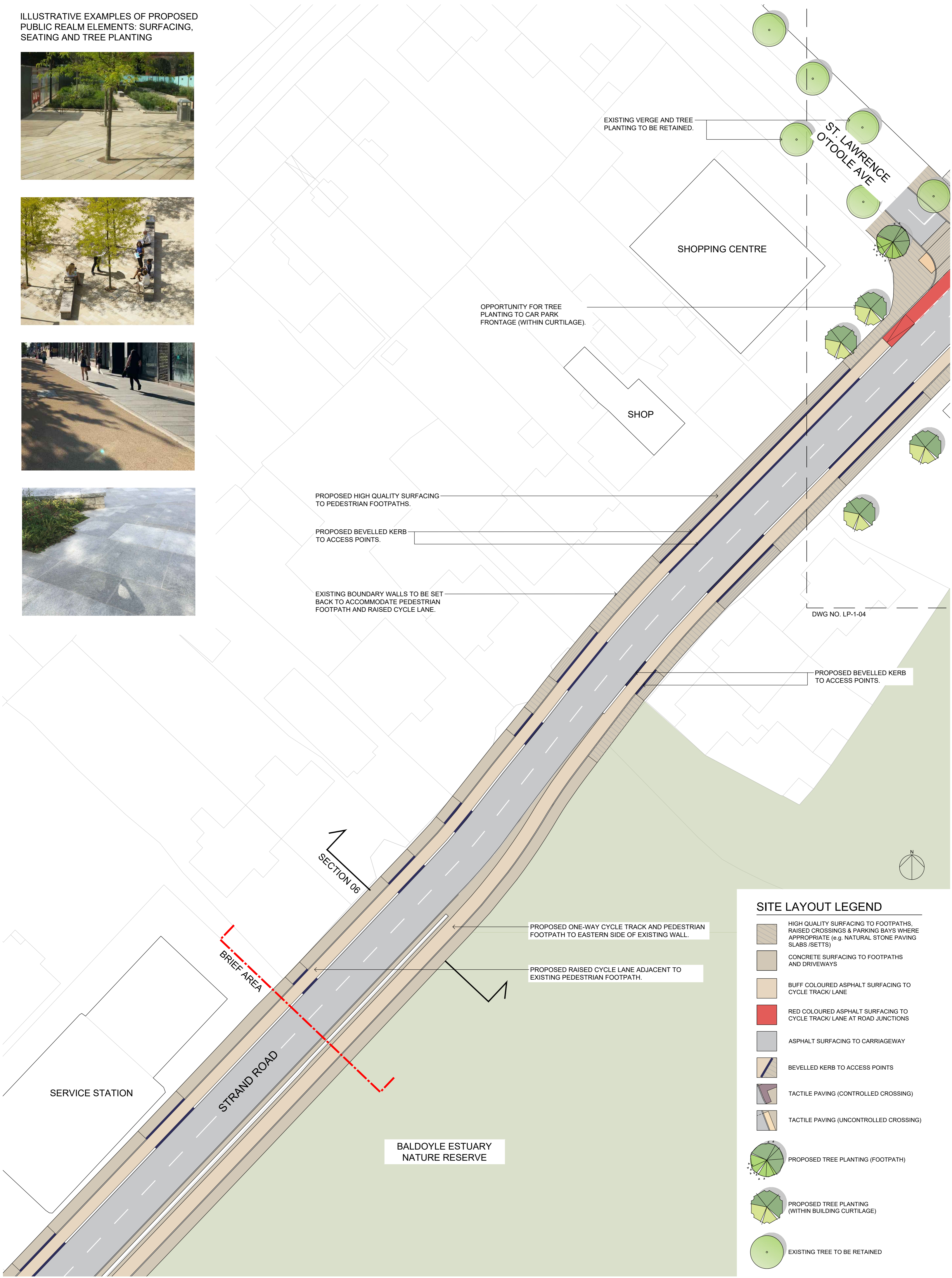




ILLUSTRATIVE EXAMPLES OF PROPOSED PUBLIC REALM ELEMENTS: SURFACING, SEATING AND TREE PLANTING



SITE LAYOUT LEGEND

- HIGH QUALITY SURFACING TO FOOTPATHS, RAISED CROSSINGS & PARKING BAYS WHERE APPROPRIATE (e.g. NATURAL STONE PAVING SLABS / SETTS)
- CONCRETE SURFACING TO FOOTPATHS AND DRIVEWAYS
- BUFF COLOURED ASPHALT SURFACING TO CYCLE TRACK/ LANE
- RED COLOURED ASPHALT SURFACING TO CYCLE TRACK/ LANE AT ROAD JUNCTIONS
- ASPHALT SURFACING TO CARRIAGEWAY
- BEVELLED KERB TO ACCESS POINTS
- TACTILE PAVING (CONTROLLED CROSSING)
- TACTILE PAVING (UNCONTROLLED CROSSING)
- PROPOSED TREE PLANTING (FOOTPATH)
- PROPOSED TREE PLANTING (WITHIN BUILDING CURTILAGE)
- EXISTING TREE TO BE RETAINED

© COPYRIGHT 2022 EAMONN BYRNE LANDSCAPE ARCHITECTS