



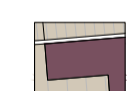




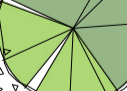


SITE LAYOUT LEGEND

-  HIGH QUALITY SURFACING TO FOOTPATHS, AND PAVED TRIM (e.g. NATURAL STONE PAVING SLABS /SETTS)
-  BUFF COLOURED ASPHALT SURFACING TO CYCLE LANE
-  ASPHALT SURFACING TO CARRIAGEWAY AND PARKING BAYS
-  BEVELLED KERB TO ACCESS POINTS
-  TACTILE PAVING (CONTROLLED CROSSING)
-  TACTILE PAVING (UNCONTROLLED CROSSING)
-  PROPOSED PLANTERS WITH SEATING ELEMENTS
-  EXISTING GRASS/PLANTING AREA TO BE RETAINED
-  PROPOSED TREE PLANTING
-  EXISTING TREE TO BE RETAINED

ILLUSTRATIVE EXAMPLES OF PROPOSED PUBLIC REALM ELEMENTS: SURFACING, SEATING AND PLANTING

