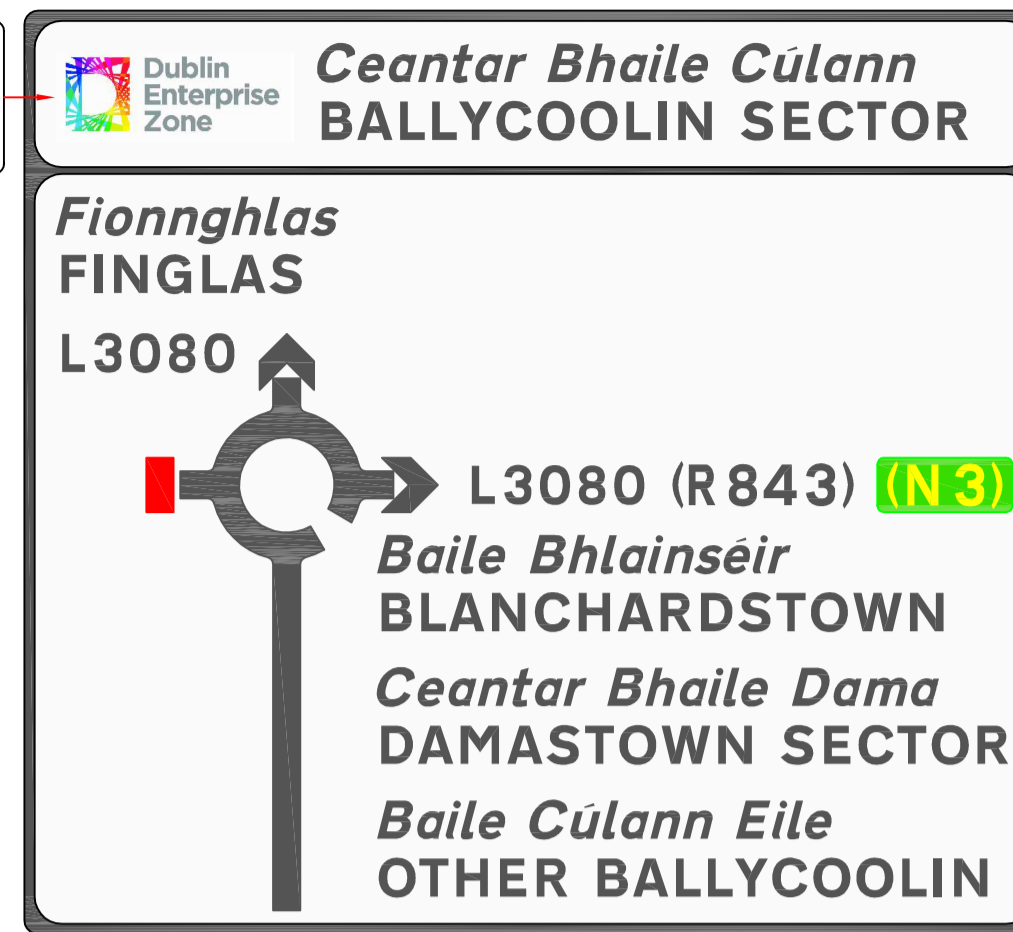


**NOTE: EXISTING ADVANCED DIRECTIONAL SIGNAGE TO BE REPLACED**

Text	N/A
Background	White
Border	N/A
X Height	60mm
Y Height	530mm
Width	205mm
Height	205mm
Area	0.11sq.m

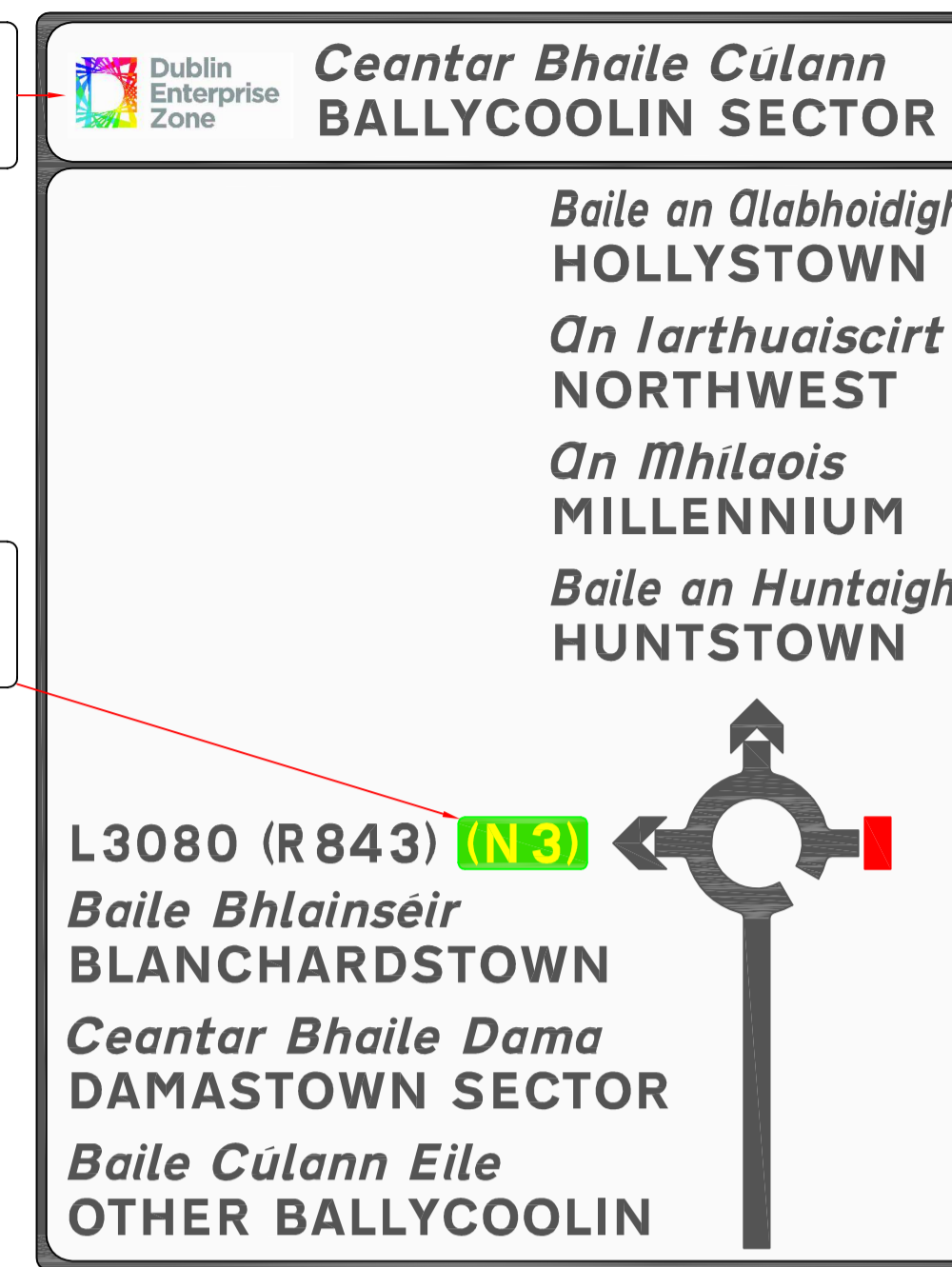


Text	Yellow
Background	Green
Border	N/A
X Height	60mm
Y Height	300mm
Width	120mm
Height	120mm
Area	0.04sq.m

Scheme Ref. D15 ENTERPRISE ZONE SIGNAGE	
Sign Ref. R/B L - ADS 1	X-height 60mm
Letter colour BLACK	SIGN FACE
Background WHITE	Width 2245mm
Border BLACK	Height 2035mm
Material EN Class Ref. 2	Area 4.57sq.m
Drawing file W:\ArchDwg\14_067\14_067_1023 - Roundabout L Signage	
NOTE: Edge of sign must be at least 450 mm from edge of carriageway.	

**NOTE: NEW ADVANCED DIRECTIONAL SIGNAGE WHERE NO SIGN EXISTS**

Text	N/A
Background	White
Border	N/A
X Height	60mm
Y Height	530mm
Width	205mm
Height	205mm
Area	0.11sq.m

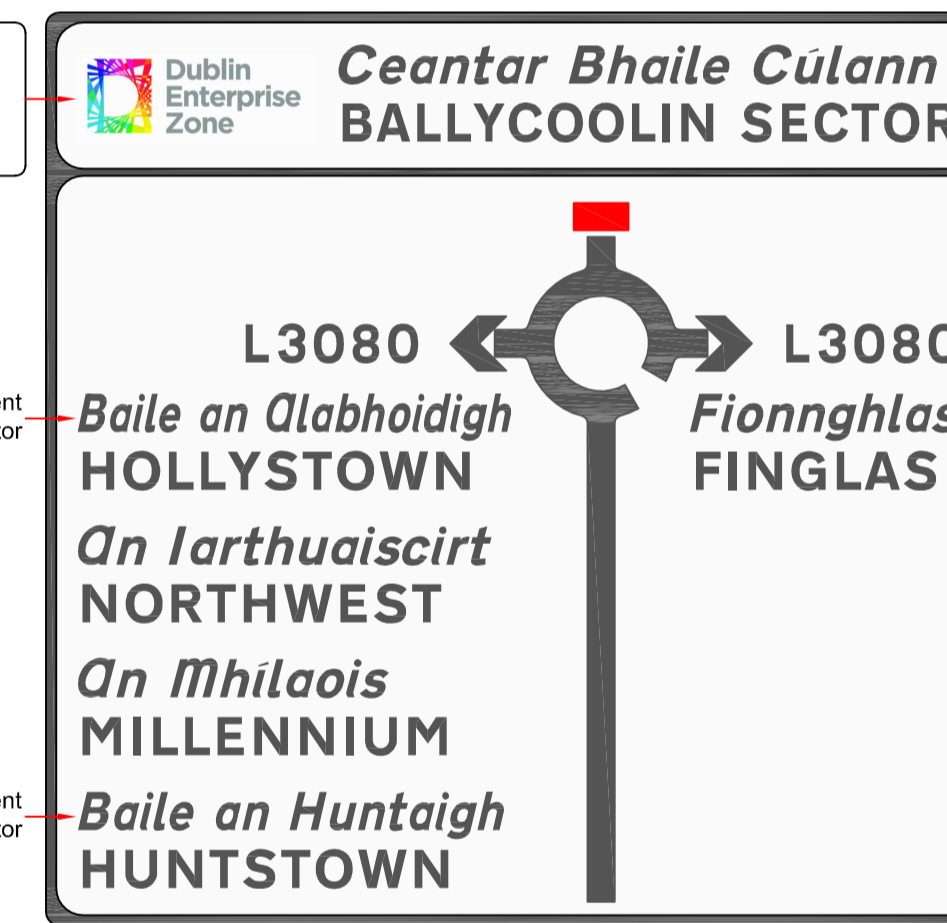


Text	Yellow
Background	Green
Border	N/A
X Height	60mm
Y Height	300mm
Width	120mm
Height	120mm
Area	0.04sq.m

Scheme Ref. D15 ENTERPRISE ZONE SIGNAGE	
Sign Ref. R/B L - ADS 2	X-height 60mm
Letter colour BLACK	SIGN FACE
Background WHITE	Width 2215mm
Border BLACK	Height 2915mm
Material EN Class Ref. 2	Area 6.46sq.m
Drawing file W:\ArchDwg\14_067\14_067_1023 - Roundabout L Signage	
NOTE: Edge of sign must be at least 450 mm from edge of carriageway.	

**NOTE: EXISTING ADVANCED DIRECTIONAL SIGNAGE TO BE REPLACED**

Text	N/A
Background	White
Border	N/A
X Height	60mm
Y Height	530mm
Width	205mm
Height	205mm
Area	0.11sq.m



Text	Yellow
Background	Green
Border	N/A
X Height	60mm
Y Height	300mm
Width	120mm
Height	120mm
Area	0.04sq.m

Scheme Ref. D15 ENTERPRISE ZONE SIGNAGE	
Sign Ref. R/B L - ADS 3	X-height 60mm
Letter colour BLACK	SIGN FACE
Background WHITE	Width 2090mm
Border BLACK	Height 2210mm
Material EN Class Ref. 2	Area 4.20sq.m
Drawing file W:\ArchDwg\14_067\14_067_1023 - Roundabout L Signage	
NOTE: Edge of sign must be at least 450 mm from edge of carriageway.	

This drawing is produced using the Irish Transverse Mercator (ITM) Geographic Coordinate System

**A1**

**NOTE:** REFER TO DRAWING 14\_067\_1009 FOR OVERALL KEY PLAN AND ROUNDABOUT LOCATIONS WITHIN DUBLIN 15 ENTERPRISE SIGN.

A	SIGNAGE AMENDED	CP	01-03-16
Revision	Description	Initials	Date



Clifton Scannell Emerson Associates Limited  
Consulting Engineers,  
Seafort Lodge,  
Castledawson Avenue,  
Blackrock, Co. Dublin,  
Ireland.  
T. +353 1 288 5006  
F. +353 1 283 3466  
E. info@csea.ie  
W. www.csea.ie

FINGAL COUNTY COUNCIL

Client	DUBLIN 15		
Project	ENTERPRISE ZONE SIGNAGE		
Dwg. Title	PROPOSED SIGNAGE LAYOUT AT ROUNDABOUT L		
Drawn By	CP	Date	MARCH 2016
Checked by	CAB	Scale	1:500 @ A1
Dwg. Progress	DRAFT		
Dwg. No.	14_067_1023-A		