GENERAL NOTES:

1. ALL AREAS SHALL BE CAT SCAN/GPR SURVEYED PRIOR TO COMMENCEMENT OF THE WORKS.
2. ALL DRAWINGS SHALL BE READ IN CONJUNCTION WITH M&E SERVICES DRAWINGS AND DETAIL DRAWINGS.
3. THIS DRAWING SHOWS INDICATIVE SERVICE ROUTES/UTILITIES RECORD DRAWINGS. THE CONTRACTOR IS RESPONSIBLE FOR ON SITE CO-ORDINATION OF THE SERVICES/ UTILITIES AND DEVELOPMENT OF COORDINATED SITE SERVICES DRAWINGS.
4. EXISTING SITE SERVICE ROUTES COLLATED FROM RECORD SURVEY INFORMATION, INDICATIVE ONLY.
5. "AS BUILT" UNDERGROUND SITE SERVICES DRAWINGS TO BE PROVIDED BY CONTRACTOR TO CLIENT IN PAPER AND ELECTRONIC COPY AT PRACTICAL COMPLETION.

CIVILS/BUILDERS WORKS NOTES

1. THIS DRAWING SHALL NOT BE USED FOR CONSTRUCTION PURPOSES.
2. THIS DRAWING IS NOT TO SCALE.
3. THIS DRAWING SHALL ONLY BE USED FOR THE SPECIFIC SERVICE(S) INTENDED.
4. THIS DRAWING SHALL NOT BE USED FOR DETAIL OR MEASUREMENT OF ARCHITECTURAL OR STRUCTURAL WORK.
5. THIS DRAWING IS TO BE READ IN CONJUNCTION WITH THE RELEVANT LAYOUT AND DETAILS DRAWINGS AND THE PARTICULAR SERVICES SPECIFICATIONS
6. THIS DRAWING IS TO BE READ IN CONJUNCTION WITH ALL EXISTING UTILITY SERVICES DRAWINGS AND TENDER CIVILS/STRUCTURAL DRAWINGS.
7. ALL PIPE AND DUCT ROUTES & DRAWPIT LOCATIONS TO BE COORDINATED WITH FINAL LANDSCAPING /UNDERGROUND DRAINAGE.
8. CONTRACTOR IS RESPONSIBLE FOR CO-ORDINATING WITH OTHER DISCIPLINES.
9. CONTRACTOR SHALL TAKE FULL COGNICANCE OF THE HEALTH AND SAFETY PLAN AND PROVIDE FULL METHOD STATEMENTS FOR ALL HAZARDOUS OPERATIONS LISTED THEREIN. METHOD STATEMENTS SHALL ALSO BE PROVIDED FOR ANY HAZARDOUS OPERATION WHICH BECOMES APPARENT THROUGHOUT THE CONSTRUCTION PHASE.
10. ACCESS CHAMBER AND COVERS FOR UTILITIES SHALL BE IN ACCORDANCE WITH THE UTILITY PROVIDER'S REQUIREMENTS.
11. ACCESS CHAMBER COVERS PROVIDED SHALL PROVIDED WITH RECESSED COVERS BE CERTIFIED TO EN 124 AND COMPLY WITH THE FOLLOWING AS A MINIMUM:
    - COVERS IN CARRIAGEWAY/CARPARKS
      LOADING CLASS D400
    - COVERS IN FOOTPATHS
      LOADING CLASS B125
    - COVERS IN VERGES, MEDIANS & OPEN SPACES
      LOADING CLASS B125

LEGEND

SYMBOL	Ref				
	Luminaire A HWD2-#3K16 700-M1-CLO Gen 5	Lamp LED	MF	0.83	
	Luminaire B HWD2-#3K16 700-F0-CLO Gen 5	Lamp LED	MF	0.83	
	PUBLIC LIGHTING MINI-PILLAR				

CALCULATION AREA 1 – ENTIRE SITE
Results – Horizontal Illuminance (lux)
Eav= 8.74
Emin= 2.15
Emax= 43.56
Emin/Emax= 0.05
Emin/Eav= 0.25

CALCULATION AREA 2 – NEW ROAD
Results – Horizontal Illuminance (lux)
Eav= 8.00
Emin= 1.91
Emax= 21.34
Emin/Emax= 0.09
Emin/Eav= 0.24

TYPICAL 1– LINE CIRCUIT DIAGRAM

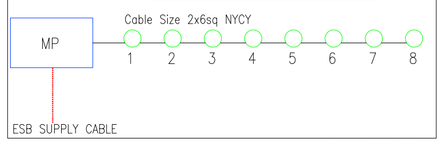

ISOLINES	
10 lx	
5 lx	
4 lx	
3 lx	
2 lx	
1 lx	

FIGURE 1: HIGHWAY DIAMOND FITTING

TYPICAL WIRING SCHEMATIC OF LIGHTING COLUMN

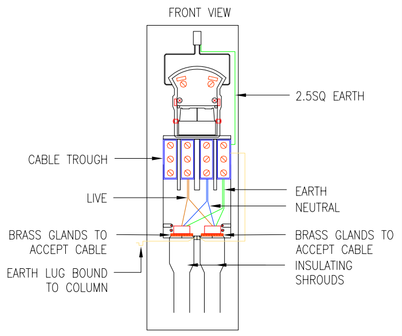

TYPICAL CABLE SEPARATION DETAIL

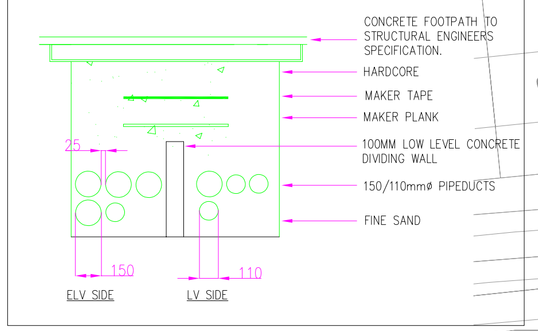

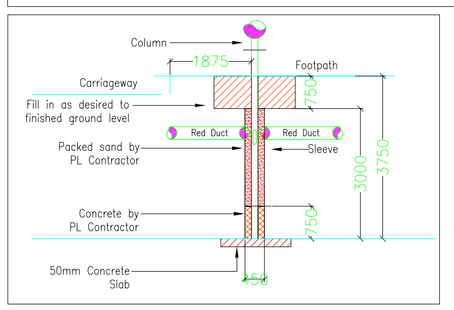

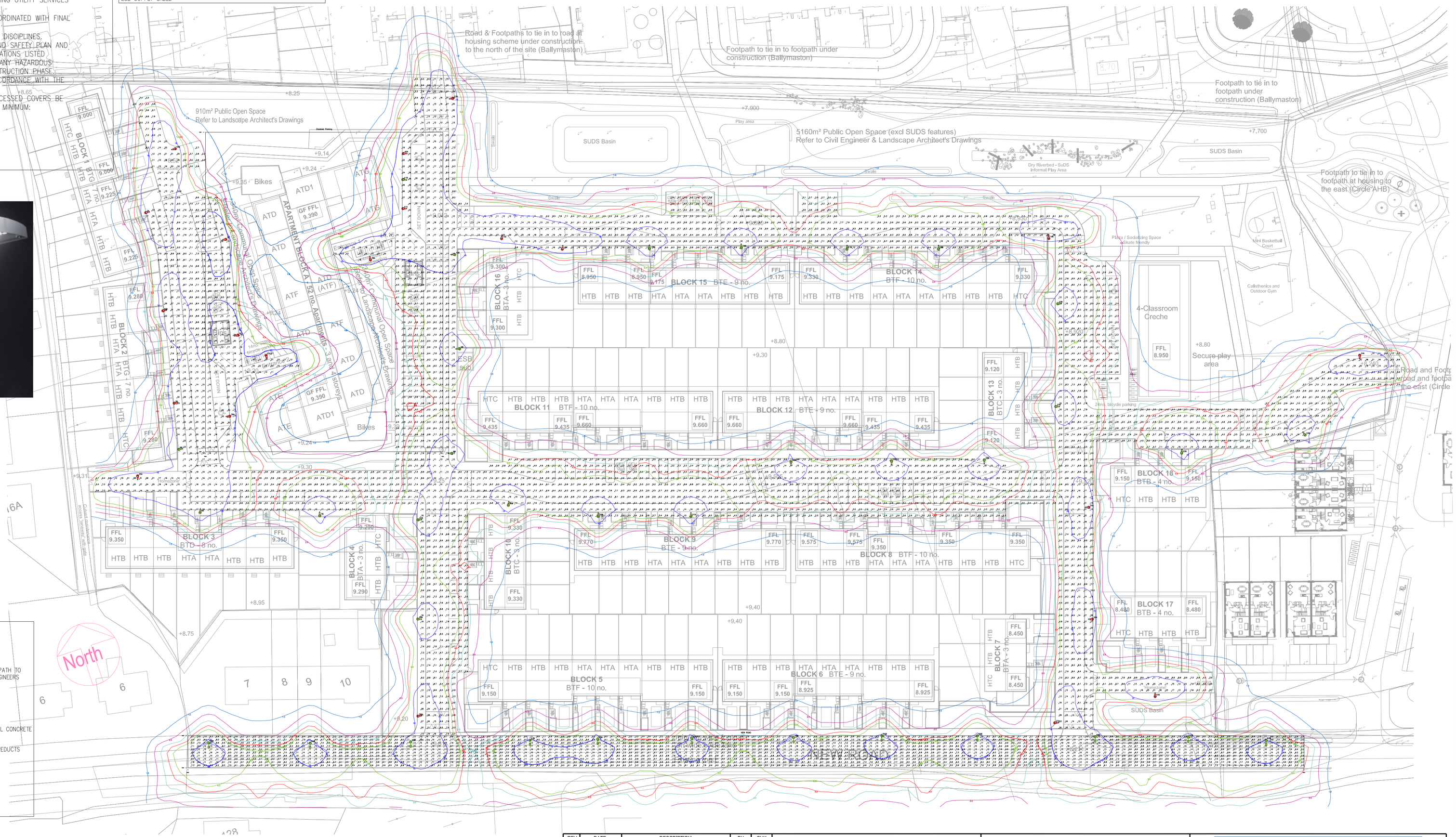

REV	DATE	DESCRIPTION	BY	CHK
--	--	--	--	--
--	--	--	--	--
--	--	--	--	--
--	--	--	--	--
--	--	--	--	--
--	--	--	--	--
--	--	--	--	--
--	--	--	--	--
--	--	--	--	--
--	--	--	--	--
--	--	--	--	--
--	--	--	--	--

THIS IS A PERFORMANCE DRAWING ONLY. WORKING AND INSTALLATION DRAWINGS ARE THE RESPONSIBILITY OF THE CONTRACTOR. FINAL POSITIONS OF ALL ITEMS SHOWN ARE FOR GUIDANCE AND PRICING PURPOSES ONLY. THE EXACT FINAL LOCATIONS ARE THE RESPONSIBILITY OF THE CONTRACTOR WHO SHALL CO-ORDINATE HIS INSTALLATIONS WITH THE MAIN CONTRACTOR AND ALL OTHER TRADES.

REV	DATE	DESCRIPTION	BY	CHK
P01	12.03.2024	PLANNING	DD	MD
P02	25.03.2024	PLANNING	DD	MD
P03	02.04.2024	PLANNING	DD	MD
P04	04.04.2024	PLANNING	DD	MD
P05	04.04.2024	PLANNING	KO'B	MD

PROJECT:

DONABATE RESIDENTIAL APARTMENTS

DRAWING TITLE:

ELECTRICAL SERVICES
PUBLIC LIGHTING

JV TIERNEY & CO
MECHANICAL ELECTRICAL & SUSTAINABLE ENGINEERS
The Tannery , 53-56 Cork Street, Dublin D08 P92R, Ireland
T: +353 1 421 4900 E:mail@jvtierney.ie W: www.jvtierney.ie
ISO 45001:2018 I.S. EN ISO 9001:2015 I.S. EN ISO 14001:2015

DRAWING NUMBER:				
4388-JVT-ZZ-SI-DR-E-6002				
DRAWN: DD	DATE: 05/03/2024	DRAWING STATUS: PLANNING		
CHECKED: MD	DATE: 05/03/2024	SCALE: 1:500@A1L	PROJECT NUMBER: 4388	REVISION: P05

© Copyright JVTierney & Co.