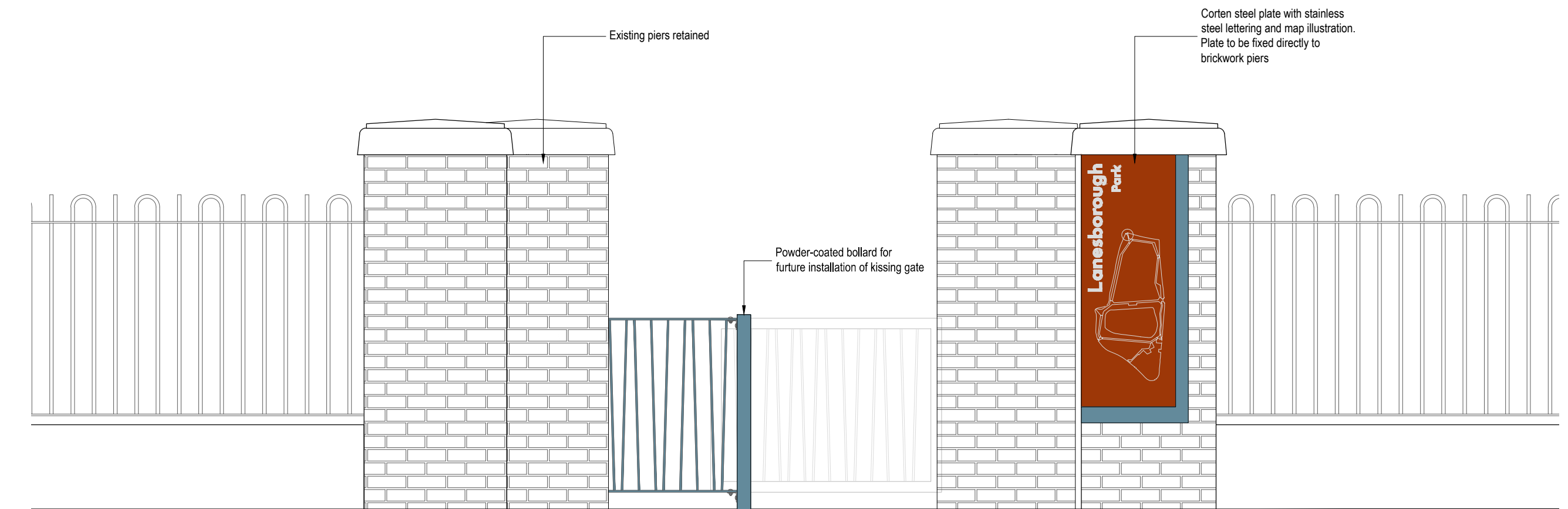


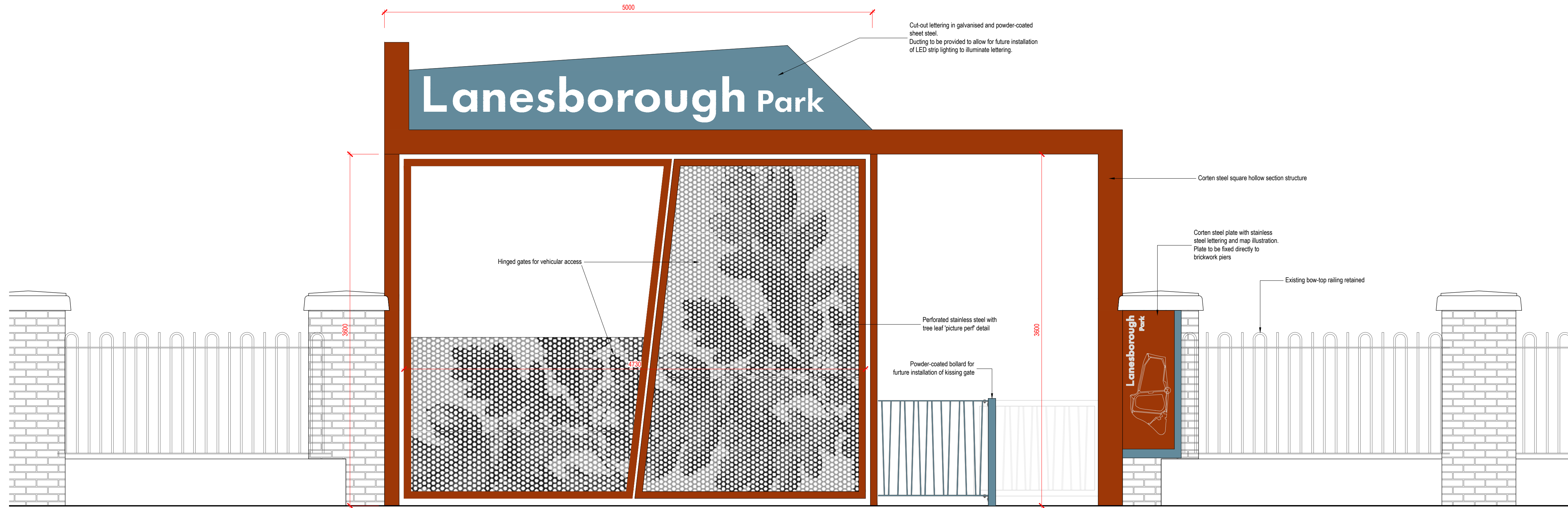
● ELEVATION - Western Main Entrance - scale 1:25



○ ELEVATION - Secondary Entrance Example - scale 1:25

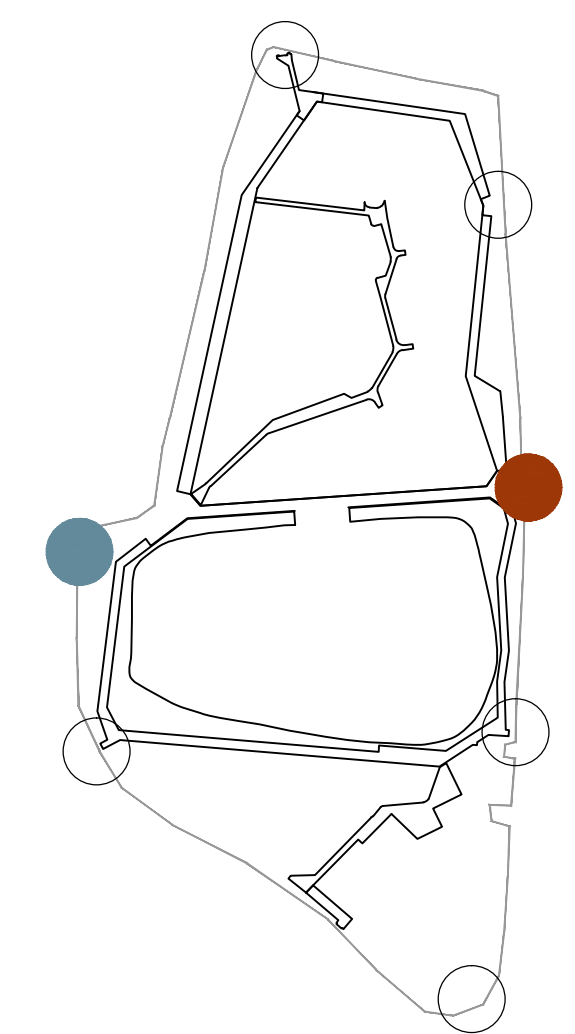


● ELEVATION - Eastern Main Entrance - scale 1:25



KEY PLAN with gates location

- Western Main Entrance
- Eastern Main Entrance
- Secondary Entrance



This drawing is the copyright of ait urbanism + landscape. Unless otherwise stated all dimensions are in millimetres. Where dimensions are not given, drawings must not be scaled and the matter must be referred to the Landscape Architect. If the drawing includes coordinating details/dimensions the matter must be referred to the Landscape Architect. All dimensions must be checked on site. The Landscape Architect must be informed, by the Contractor, of any discrepancies before work proceeds.

DATE	REV.	DESCRIPTION	DRAWN BY	CHECKED BY
-	-	-	-	-
-	-	-	-	-
-	-	-	-	-
-	-	-	-	-

NOTES:  
 Note - See DR-212 for Kissing Gate detail

<b>ait</b> urbanism + landscape 3rd Floor Newmarket House Newmarket Square, Dublin 8 Ireland t +353 1 729522 www.aitgroup.ie	ISSUE STATUS: <b>PLANNING</b>	
	DRAWING NO: <b>20FG04-L-DR-211</b>	REVISION: -
CLIENT: Fingal County Council	DRAWN BY: GF	
PROJECT: Proposed Lanesborough Park Development Project	1st ISSUE: 11.08.2021	SCALE: 1:25
DRAWING: Proposed Park Entrance Features (with Kissing Gates)	PROJECT NO: 20FG04-L	SHEET SIZE: A1
		CHECKED BY: ME